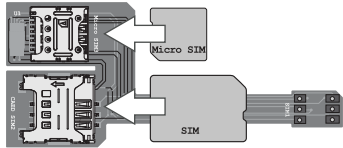


Features:


1. Three SIM Cards in one iPhone, single standby
2. Auto-switch among the three SIM Cards
3. Enable to edit switching time

Installation:

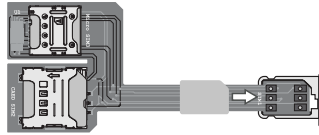
1. Place Micro SIM into SIM3 sim slot, then place normal SIM into SIM2 sim slot



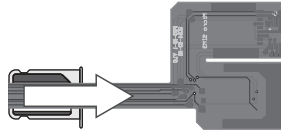
2. Put the Nano adapter into the metal Nano SIM holder



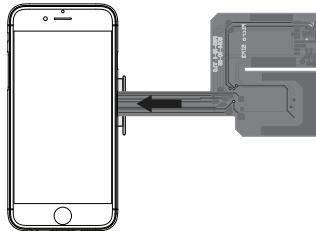
3. Put nano SIM on the nano adapter



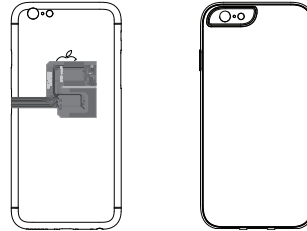
4. Fold the flexible PCB and insert into iPhone



5. Insert into side slot of iPhone



6. Fold the other side of the SIM adapter to the back of your phone, then put the protective case on.



Instruction:

1. Enter Setting – Phone - SIM Applications, Menu as figure1

Switch Number
Auto/SW
Setup

figure1

Switch Number
*Auto/SW
Setup

figure2

SIM1 NO.
SIM2 NO.
SIM3 NO.
SIM1 Time:03
SIM2 Time:03
SIM3 Time:03

1. "Switch Number": Choose the Standby SIM card by manual setting, SIM card options can be SIM1 or SIM2 or SIM3.
2. "Auto/SW": Standby SIM card can be switched automatically into SIM1 or SIM2 or SIM3 by timer switch. (As figure2)
3. Find the "Setup" menu option to switch the time.

- Select "Setup" menu to enter the following interface:
SIM1 NO.: Set the phone number which SIM1 stands for
SIM2 NO.: Set the phone number which SIM2 stands for

SIM3 NO.: Set the phone number which SIM3 stands for

*The default number is the one which is inserted into the phone, regarded as SIM1, others as SIM2, SIM3

SIM1 Time: To set up standby time of SIM1, once time is up, it will switch into SIM2 or SIM3 automatically.

SIM2 Time: To set up standby time of SIM2, once time is up, it will switch into SIM1 or SIM3 automatically.

SIM3 Time: To set up standby time of SIM3, once time is up, it will switch into SIM1 or SIM2 automatically.

*The default switching time is 3 minutes.

*The switching time can be 0 ~99 minutes.

Note: if there are three SIM cards in the mobile phone, the automatic switching sequence is: SIM1--> SIM2-->SIM3

Accessories:

- Nano SIM holder x1

Notice:

Please restart the mobile phone if there is no signal (network) after switching.

More information on :

WWW.SIMORE.COM